


Cut out the rectangle.

← Fold here


Bring this fold down and align it with the bottom dashed line.



Cut out the rectangle.

← Fold here


Bring this fold down and align it with the bottom dashed line.



Cut out the rectangle.

← Fold here

Bring this fold down and align it with the bottom dashed line.



Cut out the rectangle.



← Fold here

Bring this fold down and align it with the bottom dashed line.

Cut out the rectangle.

— Fold here



Bring this fold down and align it with the bottom dashed line.



Cut out the rectangle.

← Fold here

Bring this fold down and align it with the bottom dashed line.



Liked this resource? Follow my store and never miss the cool new resources, limited-timed freebies, and limited-time discounts on new resources.



Follow my Store

Visit my Store

Terms of Use

You May

- **you may use this resource within your classroom or other educational setting or for your own personal use at home**
- **you may make multiple copies of this resource to use at home or in the classroom (or in a similar educational setting - libraries, activity centers...)**
- **you may reference this resource in blog posts, seminars and workshops provided give credit (mention of Easy Peasy and Fun and preferably a link to the website is given)**

You May Not

- **you may not claim this work as your own**
- **you may not alter the files or remove or attempt to remove copyright or watermarks.**
- **you may not use these files commercially; selling the files as a whole or in part, digitally or as physical copies, is not allowed.**
- **you may not distribute these files for free (digital or physical copies, unless for the use specified under the “You may” section).**
- **you may not post this document on the internet, nor for free or for sale**