Michigan Geological Survey Rockhounds Trading Cards:
What to Know to Get Started



Michigan Geological Survey EST. 1837

CORE KiDS

Learning Objective:

Investigate Michigan's geology by creating a Rockhound character and filling out a trading card to share your knowledge!

Watch our video on Michigan Rockhounding or explore books at your local library to learn about the rocks and minerals of Michigan.

Example of completed trading card:



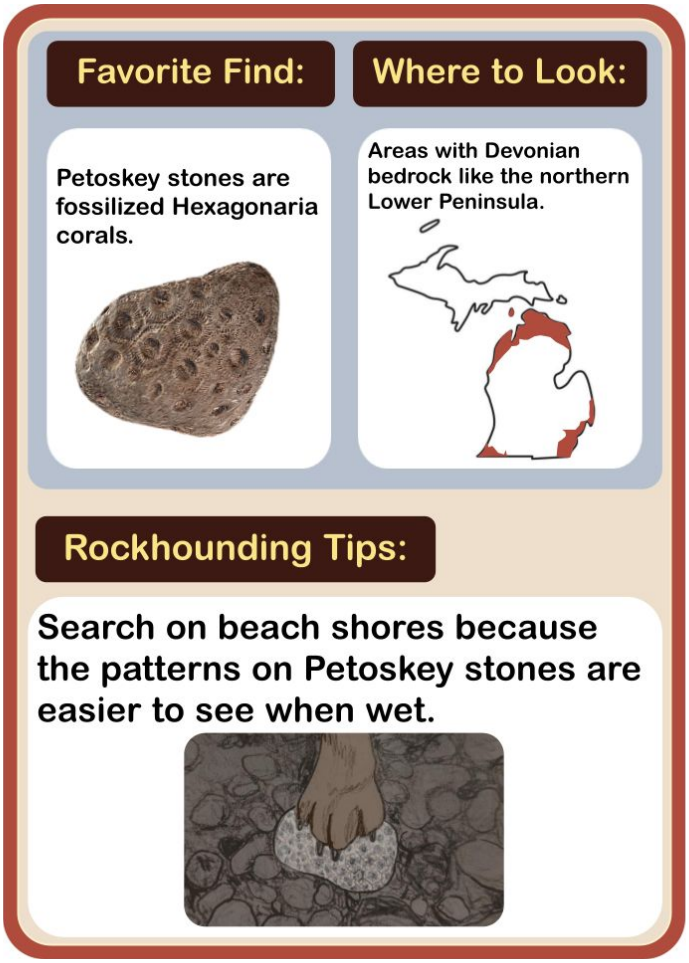

Getting Started - Choosing Your Template

Either design your trading card digitally on a computer and then print it out or print out a blank template and draw or collage to complete your trading card.

For both the digital and paper versions, two sizes are available.

The larger (8.5x11) template may be easier for collage or drawing on paper. The smaller (2.5x3.5) trading card template may be more suitable for older kids.

Tips for Digital Templates

If you choose to make your Rockhound trading card digitally, first choose what size you would like and then make a copy of the corresponding Google Slides template.

Digital Large Template (8.5x11)
Digital Small Template (2.5x3.5)*

Fill in your template in Google Slides by adding text and picture elements and then print your finalized trading card.

When printing the small template, select "actual size" in print options.



Tips for Paper Templates

If you choose to make your Rockhound trading card on paper, first choose what size you would like and then print out the corresponding document.

Paper Large Template (8.5x11)
Paper Small Template (2.5x3.5)

After printing your blank template, write, draw, and/or paste images onto the card. Included in this document are examples of Michigan rocks and minerals along with equipment for your Rockhounds.







Instructions for Front of card

Place a picture of your Rockhound in the large box. Examples are shown in this document, or insert your own photo or drawing based on a dog you know! Write their name below.



Instructions for Back of Card

1) Choose and label your Rockhound's favorite rock or mineral.

2) Describe where the rock or mineral can be found in Michigan. The map can be used to show these areas with shading or arrows.

3) Write some tips on locating your rock or mineral or include a picture of the tools or protective gear your Rockhound would use.



Rockhounds Character Examples









Rockhounds Character Examples







Rockhounds Character Examples







Rockhounds Character Examples







Michigan Rocks and Minerals



Petoskey Stone



Banded Iron Formation



Sandstone



Granite



Michigan Agate



Yooperlite



Puddingstone



Shale

Michigan Rocks and Minerals



Kona Dolomite



Fossil
Crinoid Stem



Native Copper



Lightning Stone



Halite
(Table Salt)



Gypsum



Specular Hematite



Fossil
Brachiopod

Cut-and-Paste Rockhound Equipment

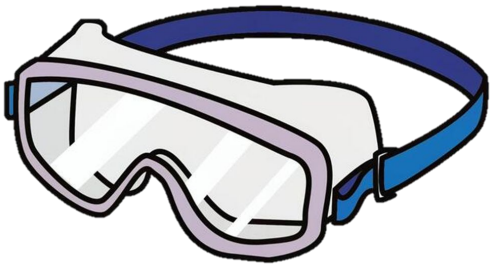













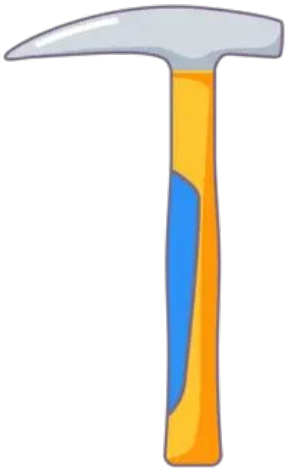

More Example Rockhounds

